



MPA Snapshot Report: 2003 DOMESTIC THEATRICAL MARKET



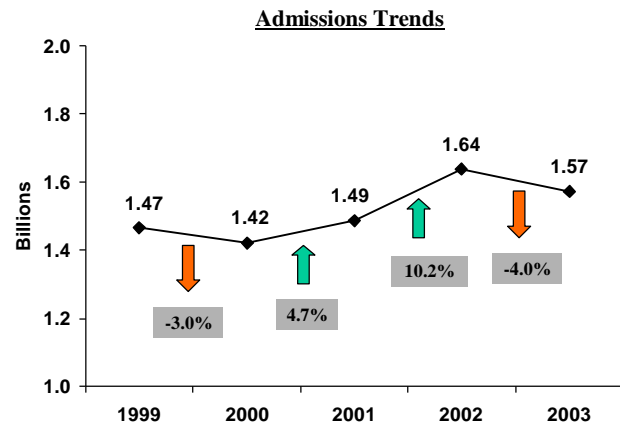
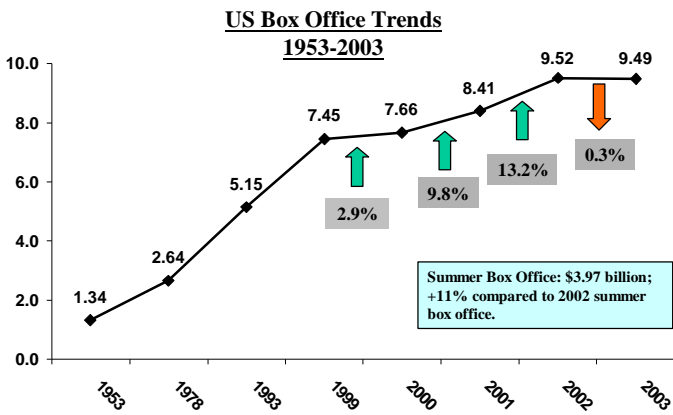
BOX OFFICE

After a record-breaking year in 2002, US box office continued its momentum, grossing \$9.49 billion in 2003. US box office continued its success with a strong slate of movies released in the summer months. Summer box office reached \$3.97 billion, up 11% compared to 2002 summer box office.

On its way to capturing an Oscar for best animation film, *Finding Nemo* grossed \$339.7 million in 2003. *Pirates of the Caribbean* came in second at \$305.4. *Lord of the Rings III The Return of the King* and *Matrix Reloaded* rounded out the top five grossing a combined \$571.9 million. Overall, the top 20 films made up 37.9% of the total US Box Office.

ADMISSIONS

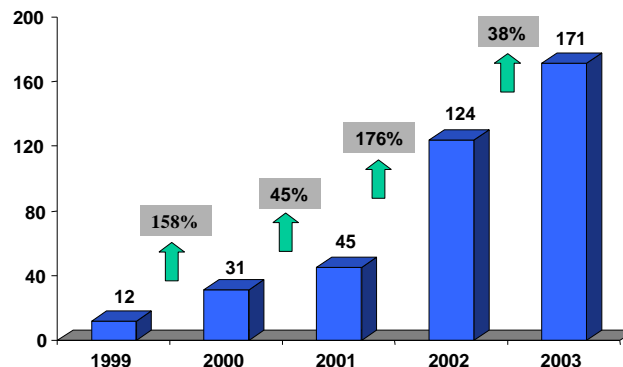
US admissions decreased slightly (-4%) in the wake of 2002's strong slate of blockbusters, however, it remains the second highest admissions figure of all time, and almost 87 million tickets ahead of 2001.



SCREENS

The number of theatrical screens increased 1.4% to 35,786 in 2003. This is the first increase in screens since 2000. While theatrical screens are rebounding, digital screens are growing at tremendous rates. In 2003, the number of worldwide screens continued its double-digit growth, climbing 38% to 171 screens.

Worldwide Digital Cinema Screens



Source: Screen Digest